

Dahle Shredders - Professional Series Catalog - 2014

Produced by: OREWEB.CA



Dahle Professional Series Shredders are a new wave in performance paper and data destruction!

Building upon Dahle's known reputation for top quality business shredders, their 80 years of producing the perfect office product shines through.

Like all previous generation Professional Series shredders... Quality and performance remains top priority!

The cutting heads on the new line up are still manufactured from a solid block of German Solingen Steel - rather than using a "blade assembly" like most other shredders on the market. MultiMedia shredding is now standard on most models.

There is a shredder class for every level of business: small home offices, large workgroup offices, and for high volume departments.

The new line up of Professional Shredders will meet the security needs for every level of Business, IT Department, Government Office or Canadian Armed Forces Office where high performance and durability are an absolute requirement.

This catalog is just an overview of the equipment we carry - each short form product listed here is linked to other web documents and directly to the product listing on our website: OREWEB.CA

Table Of Contents

This document contains internal and external document links for ease of use.

Each product is linked to both a full PDF Product Sheet and the OREWEB.CA online direct product page for buying online. If you have any questions, please call or contact us directly through our contact page on our website.

Quick Links - Dahle Professional Series Shredder Catalog contents:

Professional Shredder - Features - Page 3

Small Office / Home Office / Deskside Paper Shredders - Page 4

Small Office / Medium Office Paper Shredders - Page 4

Small Department / Large Department Paper Shredders - Page 5

High Capacity / Utility Shredders - Page 5

Deployment / Transportable Shredder - Page 6

Shredder Maintenance / Supplies - Page 6

Legend / Symbols



Shown beside the model number - indicates **RCMP / Government of Canada Approved Security Class** Rating.
*All SEG (Security Equipment Guide) listed equipment are *Cross Cut Shredder* models.



Indicates the model accepts and shreds **Paper**



Indicates the model accepts and shreds **Staples**



Indicates the model accepts and shreds **Paper Clips**



MultiMedia - Indicates the model accepts and shreds **Smart Cards, Debit Cards, Credit Cards, ID Cards**



MultiMedia - Indicates the model accepts and shreds **Optical Media Data Disks**, including:
CDs (Compact Disks), DVDs (Digital Video Disks / Blu-ray Disks).

Dahle Professional Paper Shredders - Features

Unlike cheaper brands, Dahle shredders are built to higher standards to with-stand day to day business activities. With higher standards like these, and solid construction engineering - these paper, multimedia / IT, and industrial shredders will provide many years of exceptional service in your office.



Limited Lifetime warranty on strip cut and cross cut cutting cylinders on most models. Cutting cylinders are ground from a single piece of Solingen steel for maximum performance and durability.

Electronically controlled photo sensor detects paper and other media when inserted for automatic shredding. Electronic system also detects overloads and stops operation.



Separate protective disk insert slot eliminates stray shards from flying up during the shredding process. The unique design for paper and optical disks eliminates the need for a protective slot cover.



Chain driven motor / metal gear system provides maximum shredding power and longer life. Unlike other shredders on the market which use plastic gears which can break under load, Dahle shredders are designed for no maintenance longevity.

The Command Control Centre provides ease of use and user feedback on a variety of issues including oil refill indicator, sheet feed overload feedback, and forward / reverse functions.



Environmentally friendly shredders - the shredder automatically goes in to "sleep mode" and powers down after 30 minutes of inactivity.



Solid construction using laminated wood ensures durability and long life. Cabinet doors are equipped with adjustable, heavy-duty metal hinges. A magnetic proximity switch on door cuts power to the motor if cabinet door is open.

With the all new bag ring insert, boxes are no longer needed to retain waste bags for full use. Simple slide out design provides quick changes when bags are full.



High security cross cut shredder models are also factory equipped with an integrated automatic oiling system to help extend the life of your shredder.

Small Office / Home Office / Deskside - Dahle Shredders - Professional Series

For use in small offices with - 1 to 3 users - Up to 400 sheets per day volume - Low to Medium Security needs.

40104



Security Level: 2 - Strip Cut

Insertion Width: 8 3/4"

Waste Capacity: 8 Gal.

Shreds:    

Dimensions: 24 3/4" x 17" x 13 5/8"

Sheet capacity (#20 / #16): 12 / 15

Shred Size: 1/8" / 3 mm

40114



Security Level: 3 - Cross Cut

Insertion Width: 8 3/4"

Waste Capacity: 8 Gal.

Shreds:    

Dimensions: 24 3/4" x 17" x 13 5/8"

Sheet capacity (#20 / #16): 8 / 10

Shred Size: 1/8" x 1 9/16" / 3 mm x 40 mm

Small Office / Medium Office - Dahle Shredders - Professional Series

For use in medium size offices - with 1 to 5 users - Up to 2,000 sheets per day volume - Low to High Security needs.

40206



Security Level: 2 - Strip Cut

Insertion Width: 9 1/2"

Waste Capacity: 11 Gal.

Shreds:     

Dimensions: 28 x 17" x 13 3/4"

Sheet capacity (#20 / #16): 18 / 22

Shred Size: 1/4" / 6 mm

40214



Security Level: 3 - Cross Cut

Insertion Width: 9 1/2"

Waste Capacity: 11 Gal.

Shreds:    

Dimensions: 28 x 17" x 13 3/4"

Sheet capacity (#20 / #16): 9 / 11

Shred Size: 1/8" x 1 9/16" / 3 mm x 40 mm

40306



Security Level: 2 - Strip Cut

Insertion Width: 10 1/4"

Waste Capacity: 23 Gal.

Shreds:     

Dimensions: 34 1/4" x 21 1/2" x 17 1/8"

Sheet capacity (#20 / #16): 20 / 24

Shred Size: 1/4" / 6 mm

40314



Security Level: 3 - Cross Cut

Insertion Width: 10 1/4"

Waste Capacity: 23 Gal.

Shreds:     

Dimensions: 34 1/4" x 21 1/2" x 17 1/8"

Sheet capacity (#20 / #16): 13 / 16

Shred Size: 1/8" x 1 9/16" / 3 mm x 40 mm

40334



High Security Level: 6 - Cross Cut

Insertion Width: 10 1/4"

Waste Capacity: 23 Gal.

Shreds: 

Dimensions: 34 1/2" x 21 1/2" x 17 1/8"

Sheet capacity: up to 8*

Shred Size: 1 mm x 4.7 mm

40406



Security Level: 2 - Strip Cut

Insertion Width: 10 1/4"

Waste Capacity: 30 Gal.

Shreds:     

Dimensions: 36 3/4" x 21 1/2" x 17 1/2"

Sheet capacity (#20 / #16): 30 / 34

Shred Size: 1/4" / 6 mm

40414



Security Level: 3 - Cross Cut

Insertion Width: 10 1/4"

Waste Capacity: 30 Gal.

Shreds:     

Dimensions: 34 3/4" x 21 1/2" x 17 1/2"

Sheet capacity (#20 / #16): 20 / 24

Shred Size: 1/8" x 1 9/16" / 3 mm x 40 mm

40434



High Security Level: 6 - Cross Cut

Insertion Width: 10 1/4"

Waste Capacity: 30 Gal.

Shreds: 

Dimensions: 36 1/4" x 21 1/2" x 17 1/2"

Sheet capacity: up to 12*

Shred Size: 1 mm x 4.7 mm

*Sheet capacity will vary depending on paper size, weight, and power.

Revision: 26.05.2012-file: dahle shredders cat 002

Small Department / Large Department - Dahle Shredders - Professional Series

For use in workgroup offices with - 5 to 10 users - Up to 8,000+ sheets per day volume - Low to High Security needs.


40506



Security Level: 2 - Strip Cut
Insertion Width: 12"
Waste Capacity: 38 Gal.
Shreds: 
Dimensions: 34 1/2" x 29" x 20"
Sheet capacity (#20 / #16): 32 / 36
Shred Size: 1/4" / 6 mm

40514



Security Level: 3 - Cross Cut
Insertion Width: 12"
Waste Capacity: 38 Gal.
Shreds: 
Dimensions: 34 1/2" x 29" x 20"
Sheet capacity (#20 / #16): 20 / 24
Shred Size: 1/8" x 1 9/16" / 3 mm x 40 mm


40606



Security Level: 2 - Strip Cut
Insertion Width: 16"
Waste Capacity: 45 Gal.
Shreds: 
Dimensions: 38" x 29" x 20"
Sheet capacity (#20 / #16): 36 / 40
Shred Size: 1/4" / 6 mm

40614



Security Level: 3 - Cross Cut
Insertion Width: 16"
Waste Capacity: 45 Gal.
Shreds: 
Dimensions: 38" x 29" x 20"
Sheet capacity (#20 / #16): 25 / 28
Shred Size: 1/8" x 1 9/16" / 3 mm x 40 mm

40534



High Security Level: 6 - Cross Cut
Insertion Width: 12"
Waste Capacity: 38 Gal.
Shreds: 
Dimensions: 34 1/2" x 29" x 20"
Sheet capacity: up to 12*
Shred Size: 1 mm x 4.7 mm

40634



High Security Level: 6 - Cross Cut
Insertion Width: 16"
Waste Capacity: 45 Gal.
Shreds: 
Dimensions: 38" x 29" x 20"
Sheet capacity: up to 16*
Shred Size: 1 mm x 4.7 mm

High Capacity / Utility - Dahle Shredders - Professional Series

For use in department and IT / Utility offices - Up to 20+ users - 12,000+ sheets per day volume - Low to High Security needs.




20390

Security Level: 2 - Strip Cut
Insertion Width: 16"
Waste Capacity: 50 Gal.
Shreds: 
Dimensions: 46 1/2" x 27 1/2" x 24"
Sheet capacity (#20 / #16): 55 / 60
Shred Size: 1/4" / 6 mm




20396

Security Level: 3 - Cross Cut
Insertion Width: 16"
Waste Capacity: 50 Gal.
Shreds: 
Dimensions: 46 1/2" x 27 1/2" x 24"
Sheet capacity (#20 / #16): 25 / 30
Shred Size: 1/8" x 1 9/16" / 3 mm x 40 mm



20392

Security Level: 4 - Cross Cut
Insertion Width: 16"
Waste Capacity: 50 Gal.
Shreds: 
Dimensions: 46 1/2" x 27 1/2" x 24"
Sheet capacity (#20 / #16): 38 / 43
Shred Size: 1/12" x 9/16" / 0.8 mm x 0.5 mm




20394

High Security Level: 6 - Cross Cut
Insertion Width: 16"
Waste Capacity: 50 Gal.
Shreds: 
Dimensions: 46 1/2" x 27 1/2" x 24"
Sheet capacity: up to 18*
Shred Size: 1 mm x 4.7 mm



20452

Security Level: 2 - Strip Cut
Insertion Width: 17"
Waste Capacity: 50 Gal.
Shreds: 
Dimensions: 63 5/8" x 28 3/4" x 29 3/4"
Sheet capacity (#20 / #16): 85 / 100
Shred Size: 1/4" / 6 mm



20453

Security Level: 3 - Cross Cut
Insertion Width: 17"
Waste Capacity: 50 Gal.
Shreds: 
Dimensions: 63 5/8" x 28 3/4" x 29 3/4"
Sheet capacity (#20 / #16): 65 / 85
Shred Size: 1/8" x 1 9/16" / 3 mm x 40 mm

*Sheet capacity will vary depending on paper size, weight, and power.

Revision: 26.05.2012-file: dahle shredders cat 002

Specialty Paper Shredders - Transport / Deployment Model - Dahle Professional Series

For use where compact and quick mobility is required - 1 or more users - Up to 400 sheets per day volume - High Security



20434 DXC
Transportable Deployment
Shredder - Cross Cut

High Security - Type II / Level 6,
Protected C, Secret / Top Secret

Insertion Width: 9 1/2"

Waste Capacity: 2-3 Gal.

Shreds: 

Dimensions: 18" x 16" x 14"

Sheet capacity (20# / 16#): 6 / 8

Shred Size: 1 mm x 4.7 mm

Maintenance and Supplies



Genuine Dahle Shredder Oil
Cleans and lubricates your cutting cylinders for longer life and faster shredding performance.

Or, use OREweb.ca completely comparable house brand oil at a lower cost.



The recommended shredder bags OREweb.ca carries are stronger than other bags on the market. They are sized for specific shredder models. They are a heavier gauge material so they won't break during bag changes when full of waste.



SUPPLEMENT - Legacy Models - Limited Availability Canada / RCMP Rated Shredders

Listed below are several Legacy Models of shredders OREweb.ca still offers (listed by security class rating).

These shredders are in limited supply, and full details are not listed in this catalog. Full specifications and PDF Product sheets can be found through the link provided.

Please, Contact us for pricing and availability as special promotions and discounts will vary on these models until they are retired completely from our catalog and online system:

**Legacy Models - Security Level:
Type IIIB / Level 3 - Protected B, Confidential**



Dahle 30414
MultiMedia / IT
Shredder
DAHLE

**Legacy Models - Security Level:
Type IIIA / Level 4 - Protected B, Confidential**



Dahle 20612ec
Paper / Smart Cards
IT Shredder
DAHLE

Legacy Models - Security Level: Type II / Level 5 - Protected C, Secret



Dahle 20630ec
Paper only
Shredder
DAHLE



Dahle 20831ec
MultiMedia / IT
Shredder
DAHLE



Dahle 30430
Paper Only
Shredder
DAHLE

Legacy Models - Security Level: Type II / Level 6 - Protected C, Secret / Top Secret



Dahle 20434
Paper only
Shredder
DAHLE



Dahle 20634ec
Paper only
Shredder
DAHLE



Dahle 30434
Paper only
Shredder
DAHLE



Dahle 20835ec
Paper only
Shredder
DAHLE



Dahle 20834ec
Paper only
Shredder
DAHLE



Dahle 20394
Paper only
Shredder
DAHLE



Dahle 20434
Deployment - Transportable
Shredder - Paper Only
DAHLE