

Dahle Shredders - CleanTEC Series Catalog - 2014

Produced by: OREWEB.CA



Dahle CleanTEC Shredders are a revolution in paper and document destruction equipment!

Technologically advanced, the integrated dust filtration system helps reduce pollutants in the office air by filtering out fine particles created during the shredding process.

Because of the solid wood cabinet design and construction - Dahle shredders last longer than other equipment...

The cutting heads are manufactured from a solid block of German Solingen Steel - rather than using a "blade assembly" like most other shredders on the market.

The Dahle CleanTEC line-up of paper shredders can be used for shredding documents in small home offices, large workgroup offices, and in high volume departments.

There are several security shred classes for a variety of needs from low to high security for business, Canada Provincial and Federal Government offices, and Canadian Armed Forces. High security shredders are RCMP tested and approved to meet strict standards for document destruction.

This catalog is just an overview of the equipment we carry - each short form product listed here is linked to other web documents and directly to the product listing on our website: OREWEB.CA

Table Of Contents

This document contains internal and external document links for ease of use.

Each product is linked to both a full PDF Product Sheet and the OREWEB.CA online direct product page for buying online. If you have any questions, please call or contact us directly through our contact page on our website.

Quick Links - Dahle CleanTEC Catalog contents:

- Dahle CleanTEC Shredder - Features - Page 3
- Small Office & Home Office Paper Shredders - Page 4
- Business and General Office Paper Shredders - Page 4
- Small Department Paper Shredders - Page 5
- Large Department Paper Shredders - Page 6
- Shredder Maintenance & Supplies - Page 6

Legend / Symbols



Shown beside the model number - indicates **RCMP / Government of Canada Approved Security Class** Rating.
*All SEG (Security Equipment Guide) listed equipment are *Cross Cut Shredder* models.



Indicates the model accepts and shreds **Paper**



Indicates the model accepts and shreds **Staples**



Indicates the model accepts and shreds **Paper Clips**



MultiMedia - Indicates the model accepts and shreds **Smart Cards, Debit Cards, Credit Cards, ID Cards**



MultiMedia - Indicates the model accepts and shreds **Optical Media Data Disks**, including:
CDs (Compact Disks), DVDs (Digital Video Disks / Blu-ray Disks).

Dahle CleanTEC Paper Shredders - Features


Unlike cheaper brands, Dahle shredders are built to higher standards to with-stand day to day business activities. With higher standards like these, and solid construction engineering - these paper, multimedia / IT, and industrial shredders will provide many years of exceptional service in your office.



Limited Lifetime warranty on strip cut and cross cut cutting cylinders on most models. Cutting cylinders are ground from a single piece of Solingen steel for maximum performance and durability.

Electronically controlled photo sensor detects paper and other media when inserted for automatic shredding. Electronic system also detects overloads and stops operation.

Separate protective disk insert slot eliminates stray shards from flying up during the shredding process. The unique design for paper and optical disks eliminates the need for a protective slot cover.



The all new CleanTEC filtration technology filters out fine dust particles generated during shredding. The filter traps the fine dust and keeps pollutants from entering the office environment. Filter changes are quick and easy by flipping down the filter compartment at the back of the machine.

Chain driven motor / metal gear system provides maximum shredding power and longer life. Unlike other shredders on the market which use plastic gears which can break under load, Dahle shredders are designed for no maintenance longevity.



The Command Control Centre provides ease of use and user feedback on a variety of issues including oil refill indicator, sheet feed overload feedback, and forward / reverse functions.

Environmentally friendly shredders - the shredder automatically goes in to "sleep mode" and powers down after 30 minutes of inactivity.

Solid construction using laminated wood ensures durability and long life. Cabinet doors are equipped with adjustable, heavy-duty metal hinges. A magnetic proximity switch on door cuts power to the motor if cabinet door is open.

With the all new bag ring insert, boxes are no longer needed to retain waste bags for full use. Simple slide out design provides quick changes when bags are full.

Some Cross cut and all high security shredder models are also factory equipped with an integrated automatic oiling system to help extend the life of your shredder.



Small Office Shredders - Dahle CleanTEC Series

For use in small offices with - 1 to 5 users - Up to 400 sheets per day volume - Low to High Security needs.







41206

Security Level: 2 - Strip Cut
Insertion Width: 9 1/2"
Waste Capacity: 11 Gal.
Shreds:     
Dimensions: 28" x 17" x 13 3/4"
Sheet capacity (#20 / #16): 18 / 22
Shred Size: 1/4" / 6 mm






41214

Security Level: 3 - Cross Cut
Insertion Width: 9 1/2"
Waste Capacity: 11 Gal.
Shreds:    
Dimensions: 28" x 17" x 13 3/4"
Sheet capacity (#20 / #16): 9 / 11
Shred Size: 1/8" x 1 9/16" / 3 mm x 40 mm








41306


Security Level: 2 - Strip Cut
Insertion Width: 10 1/4"
Waste Capacity: 23 Gal.
Shreds:     
Dimensions: 34 1/4" x 21 1/2" x 17 1/8"
Sheet capacity (#20 / #16): 20 / 24
Shred Size: 1/4" / 6 mm



41314

Security Level: 3 - Cross Cut
Insertion Width: 10 1/4"
Waste Capacity: 23 Gal.
Shreds:     
Dimensions: 34 1/4" x 21 1/2" x 17 1/8"
Sheet capacity (#20 / #16): 13 / 16
Shred Size: 1/8" x 1 9/16" / 3 mm x 40 mm




41322 

Security Level: Type IIIA / Level 4
Insertion Width: 10 1/4"
Waste Capacity: 23 Gal.
Shreds:     
Dimensions: 36 3/4" x 21 1/2" x 17 1/2"
Sheet capacity (#20 / #16): 7 / 9
Shred Size: 1/12" x 9/16" / 2 mm x 15 mm





41330 


Security Level: Type II / Level 5
Insertion Width: 10 1/4"
Waste Capacity: 23 Gal.
Shreds: 
Dimensions: 34 1/2" x 21 1/2" x 17 1/8"
Sheet capacity (#20 / #16): 6 / 8
Shred Size: 1/32" x 7/16" / 0.8 mm x 12 mm



41334 

Security Level: Type II / Level 6
Insertion Width: 10 1/4"
Waste Capacity: 23 Gal.
Shreds: 
Dimensions: 34 1/2" x 21 1/2" x 17 1/8"
Sheet capacity (#20 / #16): 5 / 6
Shred Size: 1 mm x 4.7 mm

Did you know... 

 "Government / RCMP Approved" paper shredders are **NOT** restricted to just Government use.

The term is used to depict the Higher Security Standards classification of shredders in the industry.

Any business, large or small, can use a Government / RCMP approved shredder for their document destruction needs.

Office Shredders - Dahle CleanTEC Series

For use in medium size offices - with 5 to 10 users - Up to 2,000 sheets per day volume - Low to High Security needs.







41406


Security Level: 2 - Strip Cut
Insertion Width: 10 1/4"
Waste Capacity: 30 Gal.
Shreds:     
Dimensions: 36 3/4" x 21 1/2" x 17 1/2"
Sheet capacity (#20 / #16): 30 / 34
Shred Size: 1/4" / 6 mm





41414


Security Level: 3 - Cross Cut
Insertion Width: 10 1/4"
Waste Capacity: 30 Gal.
Shreds:    
Dimensions: 36 3/4" x 21 1/2" x 17 1/2"
Sheet capacity (#20 / #16): 20 / 24
Shred Size: 1/8" x 1 9/16" / 3 mm x 40 mm




41422 

Security Level: Type IIIA / Level 4
Insertion Width: 10 1/4"
Waste Capacity: 30 Gal.
Shreds:     
Dimensions: 36 3/4" x 21 1/2" x 17 1/2"
Sheet capacity (#20 / #16): 12 / 14
Shred Size: 1/12" x 9/16" / 2 mm x 15 mm



41430 

Security Level: Type II / Level 5
Insertion Width: 10 1/4"
Waste Capacity: 30 Gal.
Shreds: 
Dimensions: 36 3/4" x 21 1/2" x 17 1/2"
Sheet capacity (#20 / #16): 9 / 11
Shred Size: 1/32" x 7/16" / 0.8 mm x 12 mm

Office Shredders - Dahle CleanTEC Series - Continued

For use in medium size offices with - 5 to 10 users - Up to 2,000 sheets per day volume - Low to High Security needs.




41434



Security Level: Type II / Level 6

Insertion Width: 10 1/4"

Waste Capacity: 30 Gal.

Shreds: 

Dimensions: 36 3/4" x 21 1/2" x 17 1/8"

Sheet capacity (#20 / #16): 7 / 9

Shred Size: 1 mm x 4.7 mm

Did you know...



Dahle CleanTEC shredders not only keep the office air clean of fine particles - they are environmentally friendly!

The Smart Power Management System uses a multi-stage automatic power down.

After 10 minutes of inactivity, the shredder goes into "idle" mode, then completely powers down after 30 minutes.

Small Department Shredders - Dahle CleanTEC Series

For use in larger offices with - 5 to 10 users - Up to 8,000 sheets per day volume - Low to High Security needs.



41506

Security Level: 2 - Strip Cut

Insertion Width: 12"

Waste Capacity: 38 Gal.

Shreds:     

Dimensions: 34 1/2" x 29" x 20"

Sheet capacity (#20 / #16): 32 / 36

Shred Size: 1/4" / 6 mm



41514

Security Level: 3 - Cross Cut

Insertion Width: 12"

Waste Capacity: 38 Gal.

Shreds:     

Dimensions: 34 1/2" x 29" x 20"

Sheet capacity (#20 / #16): 20 / 24

Shred Size: 1/8" x 1 9/16" / 3 mm x 40 mm



41522



Security Level: Type IIIA / Level 4

Insertion Width: 12"

Waste Capacity: 38 Gal.

Shreds:     

Dimensions: 34 1/2" x 29" x 20"

Sheet capacity (#20 / #16): 11 / 13

Shred Size: 1/12" x 9/16" / 2 mm x 15 mm



41530



Security Level: Type II / Level 5

Insertion Width: 12"

Waste Capacity: 38 Gal.

Shreds: 

Dimensions: 34 1/2" x 29" x 20"

Sheet capacity (#20 / #16): 10 / 12

Shred Size: 1/32" x 7/16" / 0.8 mm x 12 mm



41534



Security Level: Type II / Level 6

Insertion Width: 12"

Waste Capacity: 38 Gal.

Shreds: 

Dimensions: 34 1/2" x 29" x 20"

Sheet capacity (#20 / #16): 8 / 9

Shred Size: 1 mm x 4.7 mm

Did you know...



Using the proper shredder oil means your shredder is both lubricated and cleaned properly.

Store bought shredder oils do NOT have the proper cleaning formulation or lubricating properties.

Using [OREweb.ca](http://www.oreweb.ca) shredding oil will keep your shredder performing for years to come!

Large Department Shredders - Dahle CleanTEC Series

For use in Departmental offices with - 10 to 20+ users - Up to 12,000+ sheets per day volume - Low to High Security needs.



Security Level: 2 - Strip Cut

Insertion Width: 16"

Waste Capacity: 45 Gal.

Shreds: 

Dimensions: 38" x 29" x 20"

Sheet capacity (#20 / #16): 36 / 40

Shred Size: 1/4" / 6 mm



Security Level: 3 - Cross Cut

Insertion Width: 16"

Waste Capacity: 45 Gal.

Shreds: 

Dimensions: 38" x 29" x 20"

Sheet capacity (#20 / #16): 25 / 28

Shred Size: 1/8" x 1 9/16" / 3 mm x 40 mm



Security Level: Type IIIA / Level 4

Insertion Width: 16"

Waste Capacity: 45 Gal.

Shreds: 

Dimensions: 38" x 29" x 20"

Sheet capacity (#20 / #16): 15 / 19

Shred Size: 1/12" x 9/16" / 2 mm x 15 mm



Security Level: Type II / Level 5

Insertion Width: 16"

Waste Capacity: 45 Gal.

Shreds: 

Dimensions: 38" x 29" x 20"

Sheet capacity (#20 / #16): 11 / 13

Shred Size: 1/32" x 7/16" / 0.8 mm x 12 mm



Security Level: Type II / Level 6

Insertion Width: 16"

Waste Capacity: 45 Gal.

Shreds: 

Dimensions: 38" x 29" x 20"

Sheet capacity (#20 / #16): 9 / 11

Shred Size: 1 mm x 4.7 mm

Did you know...



Dahle Shredders have chain driven motors and cylinder cutting heads. Other brands use plastic gear systems which can easily break under load.

The solid Solingen Steel cutting head system provides durable long lasting shredding... Unlike other brands on the market which use assembled blade systems - which can also break easily. Less parts means less maintenance and repairs.

Maintenance and Supplies



Genuine Dahle Shredder Oil
Cleans and lubricates your cutting cylinders for longer life and faster shredding performance.

Or, use OREweb.ca completely comparable house brand oil at a lower cost.



Dahle CleanTEC filters are easily replaced when needed. Fine dust particles are trapped in the filter leaving your office air cleaner.



The recommended shredder bags OREweb.ca carries are stronger than other bags on the market. They are sized for specific shredder models. They are a heavier gauge material so they won't break during bag changes when full of waste.