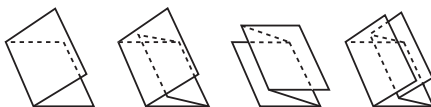


## ➔ 93M MANUAL TABLETOP FOLDER


compact size (feed table and exit tray fold in for storage) | simple, push-button operation | programmable counter with batch and total functions | color-coded fold plate graphics for quick and easy set-up | powered exit conveyor | exit tray extension for neat stacking of folded sheets | automatic stop when last sheet is folded | control panel display indicates if fold plates are out of position

Dimensions (D x W x H): 14 x 25 x 16 3/4 inches, Shipping weight: 46 lbs.




(fold graphics based on 8 1/2" x 11" format)

### COLOR-CODED SET-UP



Color-coded fold plate graphics ensure accurate placement of paper stops.

### POWERED EXIT CONVEYOR



The powered exit conveyor and exit tray extension allow neat stacking of folded sheets.



### ➔ 93M

Speed	7,200 sheets/hr*
Paper size	4" x 5" to 8 1/2" x 14"
Paper weight	16 to 80 lbs.*
Sheet capacity	150*
Power supply	120 V, 60 Hz

\* may vary due to variations in paper and power supply

